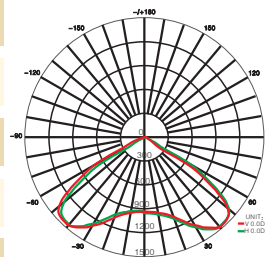
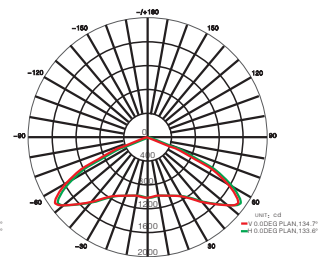


Rated Power	20/30/40/50W
Ex mark	E Ex dIIB T6
IP Grade	IP66
Corrosion-proof Grade	WF2
Input Voltage	AC110/220V(applied to 90 ~ 305V)
Input Frequency	50/60HZ
Beam Angle	60°/90°/120°/140°/140°(transversely)70°(vertically)
Actual Luminous Efficiency	90 lmW
Color Temperature	Warm white: 2700 ~ 4500K/Pure white 5000 ~ 6500K
CRI	> 75Ra
Power Factor	> 0.90
Ambient Temperature	-40 ~ 60°C
Lifetime	> 50,000hrs
Net Weight	3.8Kg
Dimension	220 × 220 × 202mm
Packing size	290 × 290 × 320mm

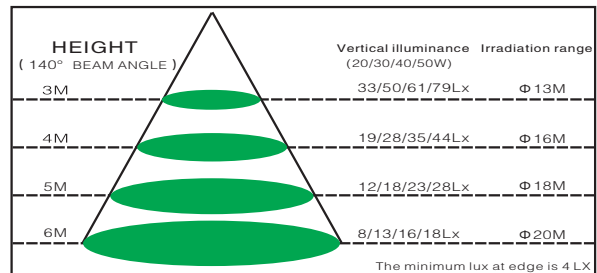
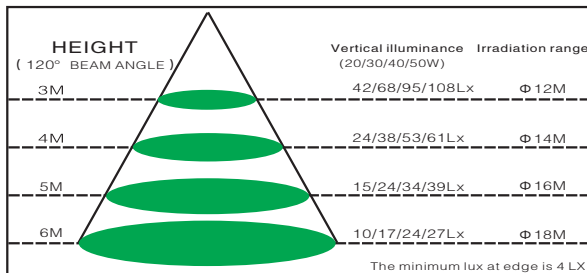
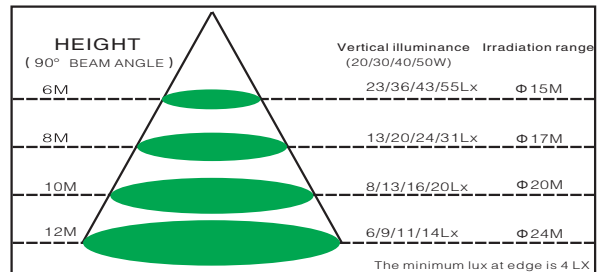
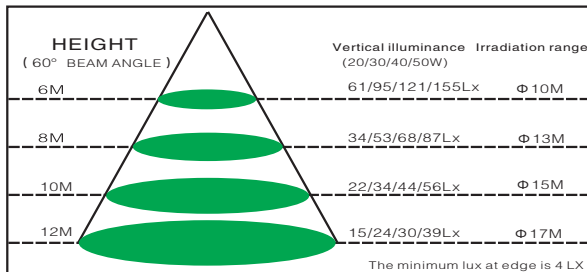


120° Light distribution curve



140° Light distribution curve

AAI Figure



Examples of mounting

